

Step 6 cont...

Options cont...



**23. Picket Fence plus your choice of Picket Head**



**23a. Flat**




**23b. Half moon**



**23c. Plain**



**23d. Fancy**



**24. The Steel Frame Ready for Cladding** – This is an ideal cost effective solution for the DIY home handyman, builder or landscaper. We will supply and install your Automated Gate System – without cladding the gate. The ‘Steel Frame Gate’ has been specifically designed for you to attach your choice of cladding/pickets once we have completed your installation.

My option number:

**The Creator's Range**  
of Automatic Gate Systems

Step 7

Determine your Choice of Spear Head

Complete this section only if you have chosen a spear diagram in Step 6

Options:

**D. Female**



**E. Female**



**F. Female**



**G. Female**



**J. Female Fleur de lis**



**K. Female Cardinal**



**L. Female Acorn**



**R. Female**



**T. Female Large**



**T. Female Small**



**U. Female**



My option letter:

Step 8


Determine your Choice of Motor

Options:





**I. Deimos BT**

(Sliding gate operator system) – An ideal domestic sliding gate operating system. Small compact design with silent operation.




**2. Phobos Single Swing**

(Swing gate system) – An ideal domestic swing gate system. Stylish slimline design and silent operation.




**3. Virgo Double Swing**

(Swing gate system) – An ideal domestic swing gate system. Stylish design and silent operation.

Step 9

Remote Controls



The number of Remote Controls I want is \_\_\_\_\_